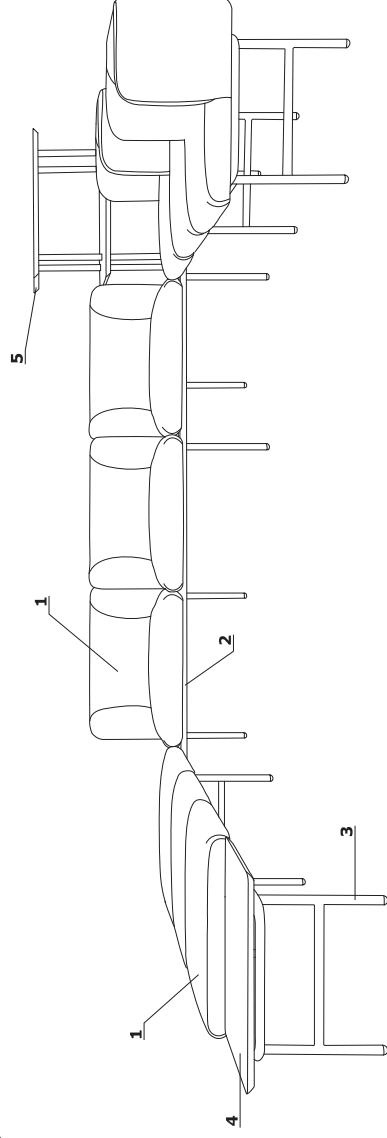


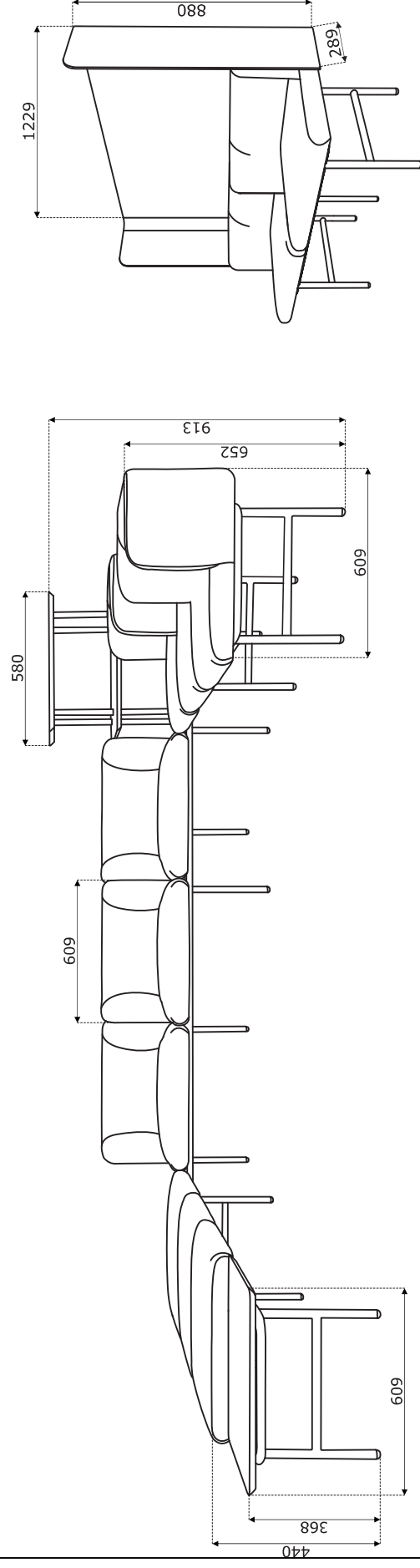
Características técnicas

- 1 Asiento, respaldo** - espuma moldeada densidad 52 kg/m, tapizado
- 2 Base** - Ø25 mm perfil 1,5 mm; lacado
- 3 Patas** - acabado en polipropileno y pies en el color del marco
- 4 Mesa** - MDF 19mm, chapado natural acabado
- 5 Estantería** - chapado natural acabado

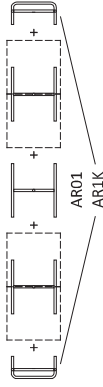
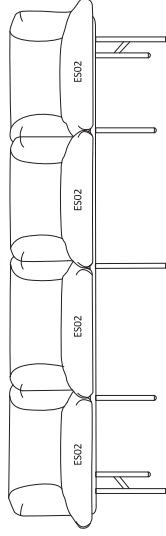
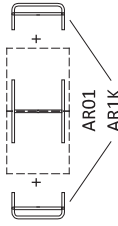
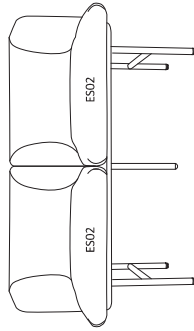


- carga máxima 120 kg

Dimensiones (mm)

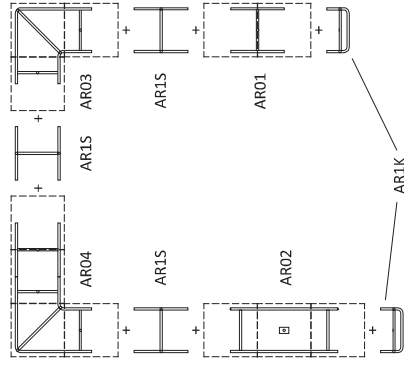
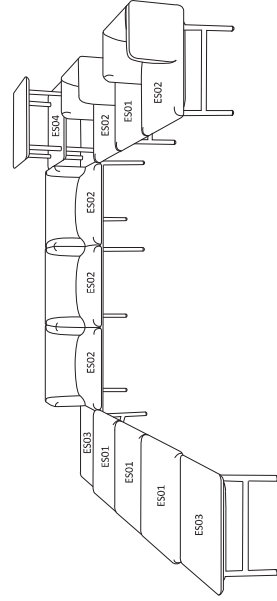
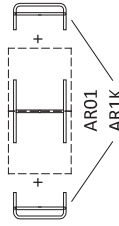
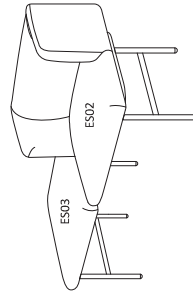


Posibles configuraciones



Estructura: AR1K + AR01|
Configuración: 2 x ES02

Estructura: AR1K + AR01 + AR1S + AR01|
Configuración: 4 x ES02



Estructura: AR1K + AR1|
Configuración: ES01 + ES02

Estructura: AR1K + AR02 + AR1S + AR03 + AR04 + AR1S + AR01|
Configuración: ES03 + 3 x ES01 + ES03 + 3 x ES02 + ES04 + ES02 + ES01 + ES02